








## Homework Menu Summer Term 2



During the next term, we would like you to select at least one challenge per week to complete. You can upload them on to Class dojo when you are ready to. We would also like you to continue reading your book at least 4 times a week for 10 minutes and practise spellings and times tables on TT rockstars. Please record in your reading diary whether you have read your home reading book or a book on rising stars. Please make sure your reading book is in school everyday. If your family have any questions please message Miss Pettit on Class dojo.

<p>Create your own beach safety poster.</p>  <p><b>Lifeboats</b></p> <p>Make sure you include information for your reader about what they need to stay safe.</p> <p><a href="https://mli.org/safety/beach-safety">https://mli.org/safety/beach-safety</a></p>	<p>Create a rockpool in a box. Think about what the animals need in the rockpool in order to survive.</p> 	<p>"A sailor went to sea, sea, sea..."</p>  <p>This is a sea shanty.</p> <p>Can you write your own sea shanty to perform?</p>
 <p>Design and build a 3D sculpture of a lighthouse.</p> <p>What materials will you choose to use to make it?</p>	<p>Some countries create sand sculptures on their beaches. Design your own sand sculpture.</p> 	<p>Can you make a seaside in a jar?</p> 
<p>Paint a picture of a seascape. Think about the different tones and shades of blue in the sea to create the effect.</p> 	 <p>Create your own word search, puzzle or crossword using vocabulary about the seaside.</p>	<p>Find and create a seaside inspired recipe. Can you write the recipe for someone else to follow? Can you write a review of how it tastes.</p>  <p>You may want to use the one below or one of your own recipes.</p> <p><a href="https://smartpartyplanning.com/how-to-make-oyster-cookies/">https://smartpartyplanning.com/how-to-make-oyster-cookies/</a></p>

We look forward to seeing what you are doing at home with your families  
Miss Pettit, Mrs Albutt, Mrs Thulborn and Ms Campbell