













Week beginning 11th January 2021

Daily activities:

	Monday	Tuesday	Wednesday	Thursday	Friday
Vocabulary Times Tables 	TTRockstars /Numbots	Pre-Recorded lesson uploaded New word: urgent	TTRockstars /Numbots	Pre-Recorded lesson uploaded Roll the dice activity.	TTRockstars /Numbots
Reading 	Class book next chapter See Class Dojo for video.	Select a book from rising stars or audible.	Class book next chapter See Class Dojo for video.	Select a book from rising stars or audible.	Class book next chapter See Class Dojo for video.
English (Grammar or Writing) 	Live lesson at 9:10 am Activity – Speech marks with Dialogue.	Live lesson at 9:10 am Activity – Editing sentences.	Live lesson at 9:10 am Activity – Sequencing the story of Wombat goes Walkabout.	Live lesson at 9:10 am Activity – Speech from the characters of Wombat goes walkabout.	Pre-recorded lesson Guided reading -
Phonics	Live Lesson at 10am Introduction to our sounds of the week. u/o/ou – sound in words.	Pre-recorded Word search activity Write sentences using the words that you find.	Live Lesson at 10am Word sort using the sounds we have learnt this week.	Pre-recorded Seek the sound sessions First three paragraphs	Pre-recorded Seek the sound sessions Final three paragraphs.
Maths 	Live lesson at 11am Activity: Counting forward and backwards in 10s from any number.	Live lesson at 11am Activity: Counting forwards and backwards in 2s, 5s and 10s.	Live lesson at 11am Activity – reading temperature and scales in 2s 5s and 10s.	Live lesson at 11am Activity: Counting in 3s.	Pre-recorded lesson Activity – counting in 3s.
Afternoon Activities	Pre-recorded – ICT – finding landmarks on Google Earth and locating them on a map of Australia.	Live lesson at 12:45pm Geography – Human and Physical features.	Pre-recorded lesson – build a physical feature of Australia.	Pick from the grid below.	PE: Pick from the Get Active grid below.

Blue boxes are live sessions. White boxes are pre-recorded

<p>Get Thinking</p> <p><u>RE</u> Christians believe that God is the father and he loves them like a parent. What do our mums and dads do to show that they love us? Make a list of things that our parents and carers do to show they love us.</p> 	<p>Get Active</p> <p>Joe Wicks – The Body Coach 30minute PE Sessions for children https://www.youtube.com/user/thebodycoach1</p> 	<p>Get creative</p> <p><u>Create the Australian Flag</u></p> <p>Make a collage of the Australian flag. Use different resources in your house to make your own Australian flag. You might want to use paper, lego, felt, materials, food – be as creative as you can.</p> 
<p><u>PSHE</u> https://classroom.thenational.academy/lessons/feeling-good-6hj64d</p> <p>It's OK to not feel ok.</p> 	<p><u>Cosmic Yoga</u></p> <p>https://www.cosmickids.com/category/watch/</p> <p>Have a look through the website to find a cosmic yoga session that you are interested in.</p> 	<p><u>Music lesson ☺</u></p> <p>https://www.bbc.co.uk/bitesize/topics/zk86qf/articles/zk7wr2p</p> <p>Follow the link to a music lesson with Cara and Martin on making sound effects.</p> 
<p><u>Science</u></p> <p><u>Australian Animals</u></p> <p>Research which animals live in the outback. What do they like to eat? Drink? Are they carnivores, omnivores or herbivores?</p>  <p>You can also look at the live lesson from Chester zoo at this link. https://www.bbc.co.uk/teach/live-lessons/primary-science-creatures-and-colour/zx8pxbk?utm_medium=social</p>	<p><u>Magic Beans</u></p> <p>Ask an adult to call out each type of bean. Can you do the actions? Maybe you could make up some more!</p> <p>Jelly bean – wiggle Baked bean – curl up small Broad bean – star jumps Runner bean – run on the spot Frozen bean – stand like a statue</p> 	<p><u>Capture a piece of nature</u></p> <p>During the winter months, the frost can create some beautiful images in nature. Can you take a picture of something that is beautiful to you and then draw a picture of it when you are at home in the warm.</p> 