












Week beginning 18<sup>th</sup> January 2021

**Daily activities:**

	Monday	Tuesday	Wednesday	Thursday	Friday
Vocabulary Times Tables 	TTRockstars /Numbots	<b>Pre-Recorded lesson uploaded</b>  New word: honest	TTRockstars /Numbots	<b>Pre-Recorded lesson uploaded</b>  Roll the dice activity.	TTRockstars /Numbots
Reading 	Class book next chapter See Class Dojo for video.	Select a book from rising stars or audible.	Class book next chapter See Class Dojo for video.	Select a book from rising stars or audible.	Class book next chapter See Class Dojo for video.
English (Grammar or Writing) 	<b>Pre-recorded lesson</b> <b>Guided reading -</b> WALT: retrieve answers from a text. Finishing the story of How the turtle got his shell.	<b>Live lesson at 9:10 am</b> Sequence and retell the story of Wombat goes Walkabout.	<b>Pre-recorded</b> Matching speech to the characters from the story.	<b>Live lesson at 9:10 am</b> Writing speech bubbles for the characters from the story.	<b>Live lesson at 9:10 am</b> Turning speech into dialogue.
Phonics	<b>Pre-recorded</b> <b>/ou/ and /ou/</b> Sorting words based on their sound.	<b>Live lesson at 10am</b> Polysyllabic words	<b>Pre-recorded</b>	<b>Live lesson at 10am</b> Polysyllabic words	<b>Live Lesson at 10am</b> Dictation sentences.
Maths 	<b>Pre-recorded</b> Subtracting a one digit number from a two digit number crossing the tens.	<b>Live lesson at 11am</b> Adding two 2 digit numbers. You will need 10 sticks and tens stones.	<b>Pre-recorded</b> Practising adding two 2 digit numbers.	<b>Live lesson at 11am</b> Subtracting a two digit number from a 2 digit numbers. You will need 10 sticks and 20 stones.	<b>Live lesson at 11am</b> Subtracting a two digit number from a 2 digit numbers.
Afternoon Activities	<b>Pick from the Get creative/Get thinking grid below.</b>	<b>Live lesson at 12:45pm</b> <b>Weather differences in Australia.</b>	<b>Pre-recorded</b> Day and Night – What is he differences between Australia and the UK.	<b>Pick from the Get thinking grid below.</b>	<b>PE:</b>  Pick from the Get Active grid below.

Blue are live sessions

Yellow are pre-recorded independent sessions

Get Thinking	Get Active	Get creative
<p><u>RE</u> Christians believe that God is the father and he loves them like a parent. What do our mums and dads do to show that they love us? Make a list of things that our parents and carers do to show they love us.</p> 	<p>Joe Wicks – The Body Coach 30minute PE Sessions for children <a href="https://www.youtube.com/user/thebodycoach1">https://www.youtube.com/user/thebodycoach1</a></p> 	<p><u>Create the Australian Flag</u></p> <p>Make a collage of the Australian flag. Use different resources in your house to make your own Australian flag. You might want to use paper, lego, felt, materials, food – be as creative as you can.</p> 
<p><u>PSHE</u> <a href="https://classroom.thenational.academy/lessons/feeling-good-6hj64d">https://classroom.thenational.academy/lessons/feeling-good-6hj64d</a></p> <p>It's OK to not feel ok.</p> 	<p><u>Cosmic Yoga</u></p> <p><a href="https://www.cosmickids.com/category/watch/">https://www.cosmickids.com/category/watch/</a></p> <p>Have a look through the website to find a cosmic yoga session that you are interested in.</p> 	<p><u>Music lesson ☺</u></p> <p><a href="https://www.bbc.co.uk/bitesize/topics/zk86qfr/articles/zk7wr2p">https://www.bbc.co.uk/bitesize/topics/zk86qfr/articles/zk7wr2p</a></p> <p>Follow the link to a music lesson with Cara and Martin on making sound effects.</p> 
<p><u>Science</u></p> <p><u>Australian Animals</u></p> <p>Research which animals live in the outback. What do they like to eat? Drink? Are they carnivores, omnivores or herbivores?</p>  <p>You can also look at the live lesson from Chester zoo at this link. <a href="https://www.bbc.co.uk/teach/live-lessons/primary-science-creatures-and-colour/zx8pxbk?utm_medium=social">https://www.bbc.co.uk/teach/live-lessons/primary-science-creatures-and-colour/zx8pxbk?utm_medium=social</a></p>	<p><u>KIDZBOP!</u></p> <p><a href="https://www.youtube.com/watch?v=sHd2s_saYsQ">https://www.youtube.com/watch?v=sHd2s_saYsQ</a></p> <p>Follow the link to go on to the Kidzbop youtube channel.</p> <p>Enjoy a dance lesson.</p>	<p><u>Capture a piece of nature</u></p> <p>During the winter months, the frost can create some beautiful images in nature. Can you take a picture of something that is beautiful to you and then draw a picture of it when you are at home in the warm.</p> 