






**WEEK 8 Home learning Grid with Links –29th– 4<sup>th</sup> March.**

	Week 8	<p align="center"><b>THIS WEEKS FOCUS WILL BE</b></p> <p align="center"><b>KNOWLEDGE AND UNDERSTANDING</b></p> <p align="center"><b>The Hungry Caterpillar</b></p>	<p align="center"><b>THIS WEEKS ZOOM LINK FOR LIVE SESSIONS</b></p> <p align="center"><b>(for both sessions - 9.15am and 1.30pm)</b></p>	
<p>Mon 29/2/21</p> <p>CO KS</p>	<p>Live Sessions</p>	<p><b>9:15am “Good Morning” Zoom</b> Carla- Calling of the register, talking about the weather, singing songs, reading stories and sharing news/ show and tell.</p>	<p><b>1.30pm- Interactive activity zoom.</b></p> <p><b>Karen – Story</b> the Hungry Caterpillar</p>	<p><b>Daily 1:1 Zoom meeting with the following children:</b> (Zoom login details will be sent via Tapestry and email direct from your child’s keyworker).</p>
	<p>Additional activities</p>	<p>Watch the Hungry Caterpillar</p> <p><a href="https://www.youtube.com/watch?v=eXHScpo_Vv8">https://www.youtube.com/watch?v=eXHScpo_Vv8</a></p>		<p>Paper Plate Mask</p> 
<p>Tues 1/3/21</p>	<p>Live Sessions</p>	<p><b>9:15am “Good Morning” Zoom</b> Karen - Calling of the register, talking about the weather, singing songs, reading stories and sharing news/ show and tell.</p>	<p><b>1.30pm- Interactive activity zoom.</b></p> <p><b>Carla – Fruit Kebabs</b></p>	<p><b>Daily 1:1 Zoom meeting with the following children:</b></p>



**WEEK 8 Home learning Grid with Links –29th– 4<sup>th</sup> March.**

CO KS		<p><b>St David's Day</b></p>	<ul style="list-style-type: none"> <li>• Your choice of fruit</li> <li>• Kebab sticks</li> <li>• Knife</li> <li>• Chopping board</li> <li>• Melted chocolate/spreadable chocolate</li> </ul>	<p>(Zoom login details will be sent via Tapestry and email direct from your child's keyworker).</p>
	<p><b>Additional activities</b></p>	<p><b>St David's day story</b></p> <p><a href="https://www.youtube.com/watch?v=BQbeWfXsRp0">https://www.youtube.com/watch?v=BQbeWfXsRp0</a></p> <p>Cbeebies Celebrates St Davids Day</p> <p><a href="https://www.youtube.com/watch?v=awy4whEQt4A">https://www.youtube.com/watch?v=awy4whEQt4A</a></p> <p>You could also make a daffodil or a leek badge.</p> <div data-bbox="376 932 855 1235">  </div>	<p>With your fruit make a 'Fruity Face'.</p> <div data-bbox="911 520 1084 780">  </div>	<p>Make a paper chain Caterpillar.</p> <p>Cut strips of paper, fix the ends together – remember to loop thread them through each other before fixing.</p> <div data-bbox="1644 671 1890 857">  </div>
Wed 2/3/21	Live Sessions	<b>9:15am "Good Morning" Zoom</b>	<b>1.30pm- Interactive activity zoom.</b>	<b>Daily 1:1 Zoom meeting with the following children:</b>

**WEEK 8 Home learning Grid with Links –29th– 4<sup>th</sup> March.**

<p>HW CO</p>		<p>Helen - Calling of the register, talking about the weather, singing songs, reading stories and sharing news/ show and tell.</p>	<p><b>Michelle – Guessing Game</b></p> <p>I will have items in my bag, I will give you some clues to try and guess what items I have. Do you think you will be able to guess correctly?</p> <p>Items from the Hungry Caterpillar</p>	<p>(Zoom login details will be sent via Tapestry and email direct from your child's keyworker).</p>
	<p><b>Additional activities</b></p>	<p>Hand Print Caterpillar</p>  <ul style="list-style-type: none"> <li>• Paper</li> <li>• Paint</li> </ul> <p>Paint your palm of your hand green and your fingers blue, place your hands on the paper to make the body of the caterpillar, how can you make the face? Try thinking what</p>		<p>Make your own Caterpillar</p> <ul style="list-style-type: none"> <li>• Paper plates or circles cut out</li> <li>• Paint</li> <li>• Glue</li> </ul> <p>Paint the circles/plates and let them dry</p> <p>Paint a caterpillar face on one of the circles- do not forget the antennas. Once dry fix the circles together to make a hungry caterpillar- how long can you make it.</p>

**WEEK 8 Home learning Grid with Links –29th– 4<sup>th</sup> March.**

		you can use to print a face of the caterpillar with?		
Thur 3/3/21  HW JW	Live Sessions	<p><b>9:15am “Good Morning” Zoom</b> Helen - Calling of the register, talking about the weather, singing songs, reading stories and sharing news/ show and tell.</p> <p>Days of the week/months of the year songs.</p>	<p><b>1.30pm- Interactive activity zoom.</b></p> <p><b>Jill – Sequence Game</b></p> <p>You will need (real item or drawn)</p> <p>An Apple An Orange A Banana</p>	<p><b>Daily 1:1 Zoom meeting with the following children:</b> (Zoom login details will be sent via Tapestry and email direct from child’s keyworker).</p>
	Additional activities	<p>Make your very own Caterpillar from pasta, card and some string.</p>  		<p>The caterpillar you made yesterday needs some food. Why don’t you make some?</p> <ul style="list-style-type: none"> <li>• Paper</li> <li>• Felts/paints/crayons</li> <li>• Glue</li> <li>• Scissors</li> </ul> <p>Can you draw the food the hungry caterpillar ate on paper, then cut the food out and stick on your hungry caterpillar you made earlier.</p>

**WEEK 8 Home learning Grid with Links –29th– 4<sup>th</sup> March.**

Fri 4/3/21  HW JW	<b>Live Sessions</b>	<p><b>9:15am “Good Morning” Zoom</b></p> <p>Jill - Calling of the register, talking about the weather, singing songs, reading stories and sharing news/ show and tell.</p> <p>Any news?</p>	<p><b>1.30pm- Interactive activity zoom.</b></p> <p><b>Helen - Human Fruity Snap</b></p> <p>You will need (these can be real or drawn)</p> <p>A Banana An Orange An Apple</p>	<p><b>Daily 1:1 Zoom meeting with the following children:</b></p> <p>(Zoom login details will be sent via Tapestry and email direct from your child’s keyworker).</p>
	<b>Additional activities</b>	<p>Write your very own Hungry Caterpillar story, with lots of pictures, of how he started as a small egg, turned into a caterpillar, then into a cocoon, before turning into a beautiful butterfly.</p>		<p>Make yourself into a butterfly</p> <ul style="list-style-type: none"> <li>• Paper</li> <li>• Craft resources</li> <li>• Paint/crayons/</li> </ul> <p>felt tips</p> <ul style="list-style-type: none"> <li>• Scissors</li> </ul> <p>Make a beautiful butterfly like in the story- you can turn them into wings to wear on your back</p>
			<p><b>REMEMBER TO POST ALL YOUR CREATIONS AND NEWS ONTO TAPESTRY.</b></p>	